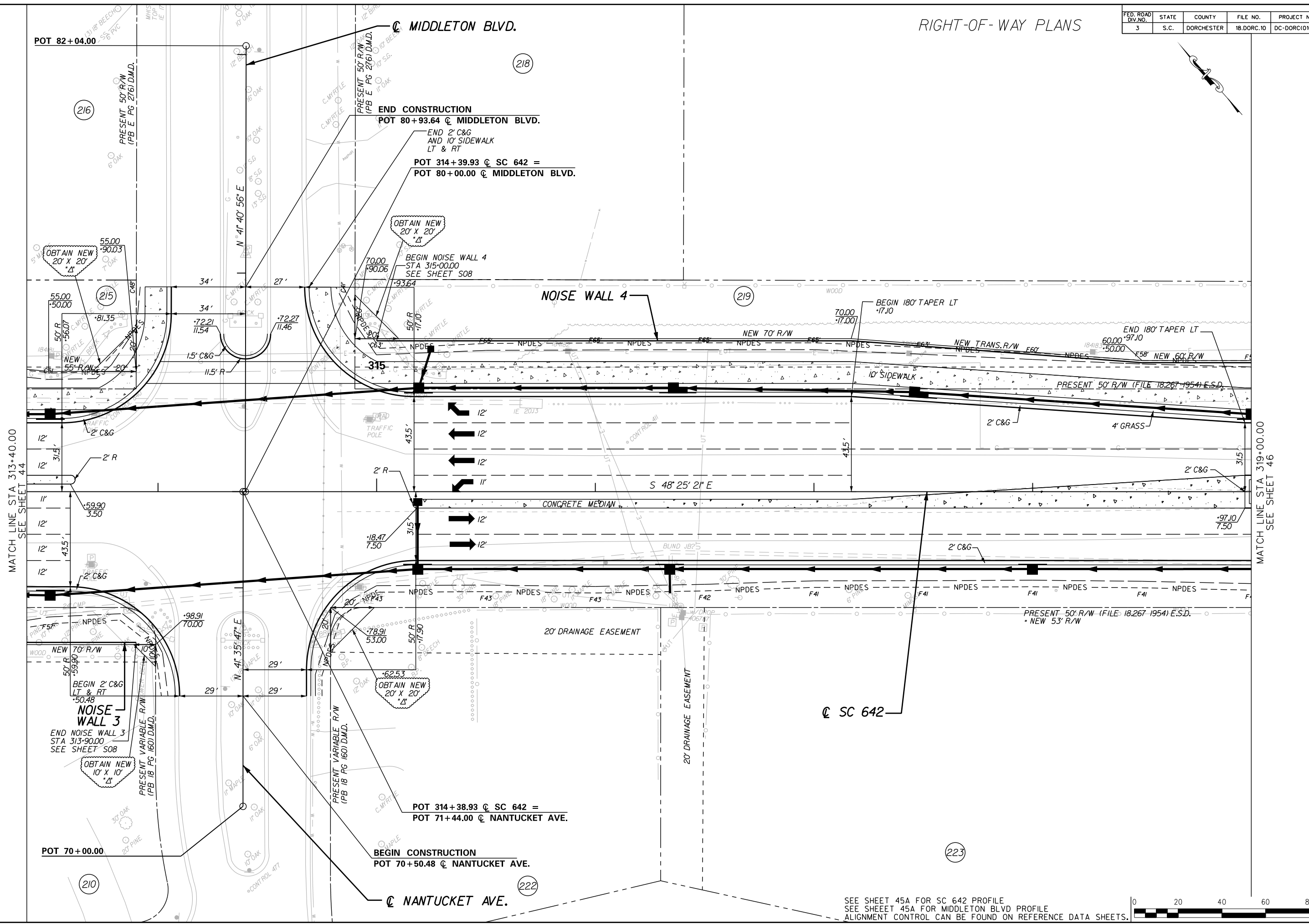


RIGHT-OF-WAY PLANS

FED. ROAD DIV. NO.	STATE	COUNTY	FILE NO.	PROJECT NO.	ROUTE NO.	SHEET NO.	TOTAL SHEETS
3	S.C.	DORCHESTER	18.DORC.10	DC-DORC(10)	SC 642	45	



DORCHESTER COUNTY SALES TAX TRANSPORTATION PROGRAM

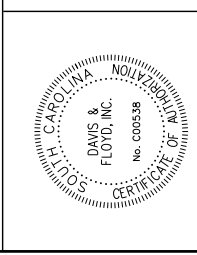
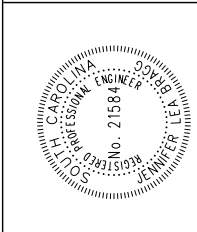
PLAN SHEET SC 642 (DORCHESTER RD) STA 313+40.00 - STA 319+00.00

REV. NO.	DATE	DESCRIPTION OF REVISION
4		
3		
2		
1		

240 STONERIDGE DRIVE, SUITE 305, JENSEN, SC 29204 (803) 554-2181

DAVIS Engineering Architecture Environmental Laboratory Services

GREENWOOD • CHARLESTON • COLUMBIA • SOUTH CAROLINA



SEE SHEET 45A FOR SC 642 PROFILE
 SEE SHEET 45A FOR MIDDLETON BLVD PROFILE
 ALIGNMENT CONTROL CAN BE FOUND ON REFERENCE DATA SHEETS.



MATCH LINE STA 313+40.00
SEE SHEET 44

MATCH LINE STA 319+00.00
SEE SHEET 46