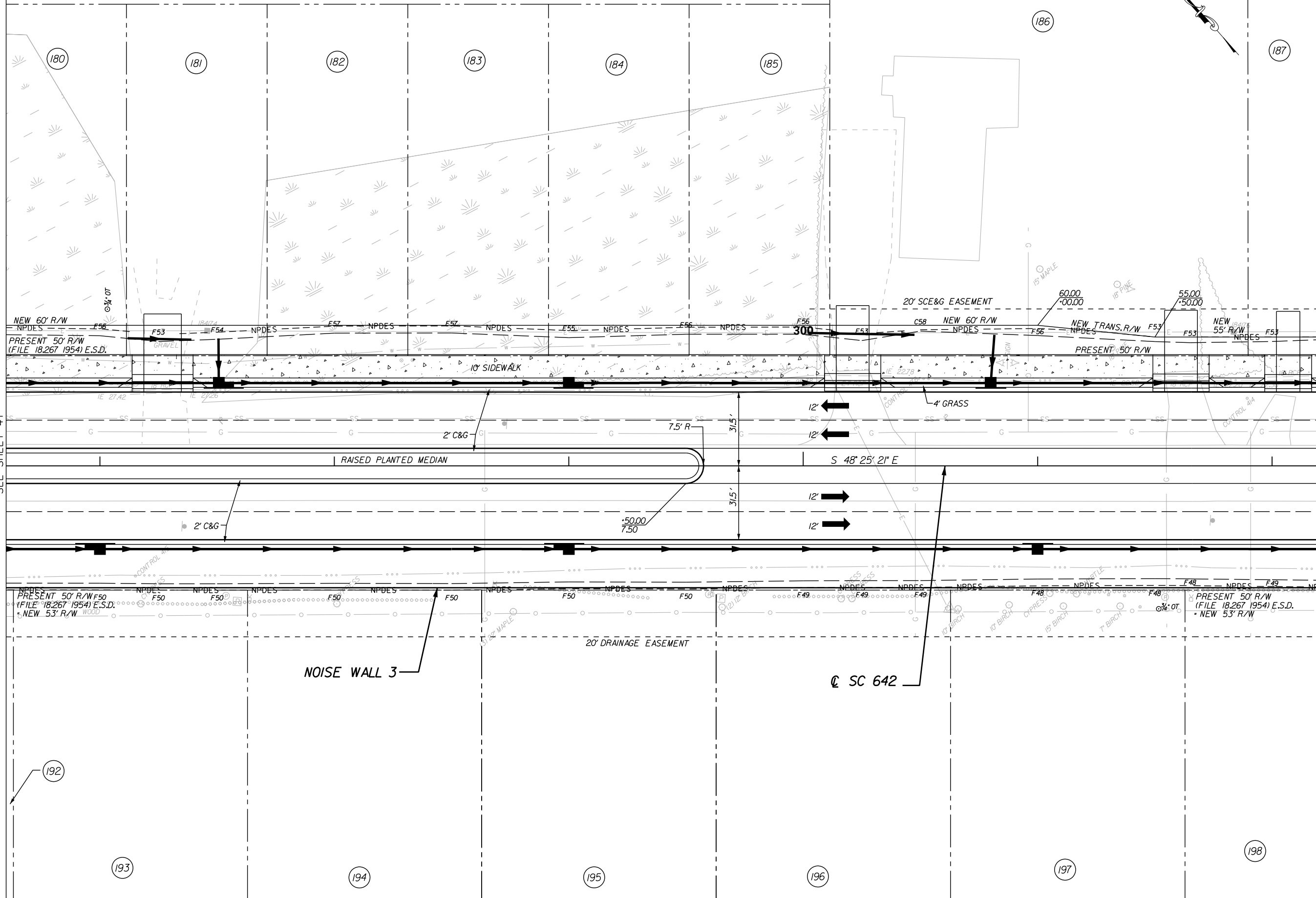


RIGHT-OF-WAY PLANS

FED. ROAD DIV. NO.	STATE	COUNTY	FILE NO.	PROJECT NO.	ROUTE NO.	SHEET NO.	TOTAL SHEETS
3	S.C.	DORCHESTER	18.DORC.10	DC-DORC(10)	SC 642	42	

MATCH LINE STA 296+60.00
SEE SHEET 41

MATCH LINE STA 302+20.00
SEE SHEET 43



DORCHESTER COUNTY SALES
TAX TRANSPORTATION PROGRAM

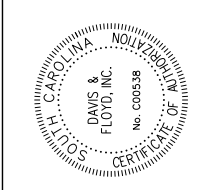

PLAN SHEET
SC 642 (DORCHESTER RD)
STA 296+60.00 - STA 302+20.00

PLAN SCALE 1"=

REV. NO.	DATE	DESCRIPTION OF REVISION
4		
3		
2		
1		

240 STONERIDGE DRIVE,
SUITE 305
GREENWOOD, SC 29220
(803) 685-1811

**DAVIS Engineering
Architecture
Environmental
Laboratory Services**
GREENWOOD • CHARLESTON • COLUMBIA
SOUTH CAROLINA



SEE SHEET 42A FOR SC 642 PROFILE
ALIGNMENT CONTROL CAN BE FOUND ON REFERENCE DATA SHEETS!

